

BP532310MM
24" Built-in Multi-function Oven

AEG

BP532310MM

24" Built-in Multi-function Oven



OVEN PROGRAMS

- Ventitherm®/True Fan Convection
- Fast Heat Up
- Pizza Mode
- Conventional Cooking
- Bottom Heat
- Defrost
- Rotitherm® Roasting/Turbo Grilling
- Fast Grilling (with Rotisserie)
- Grilling (with Rotisserie)

OVEN FEATURES

- MaxiKlasse™ 74L (2.61 cu. ft) capacity
- ThermiC° hot air cooking technology for perfect cooking
- Isofont® Triple glazed glass door
- OptiSight® Interactive digital information display
- FloodLight® inclined flood light
- Pyroluxe® Plus self cleaning system
- Isofont® triple glazed glass door
- ProFrame° Anti-fingerprint stainless steel
- 9 cooking functions including True Fan Convection
- Panoramic view window
- Metric and Imperial baking chart on interior of door
- Cooling fan
- Child safety lock

OVEN CLEANING FEATURES

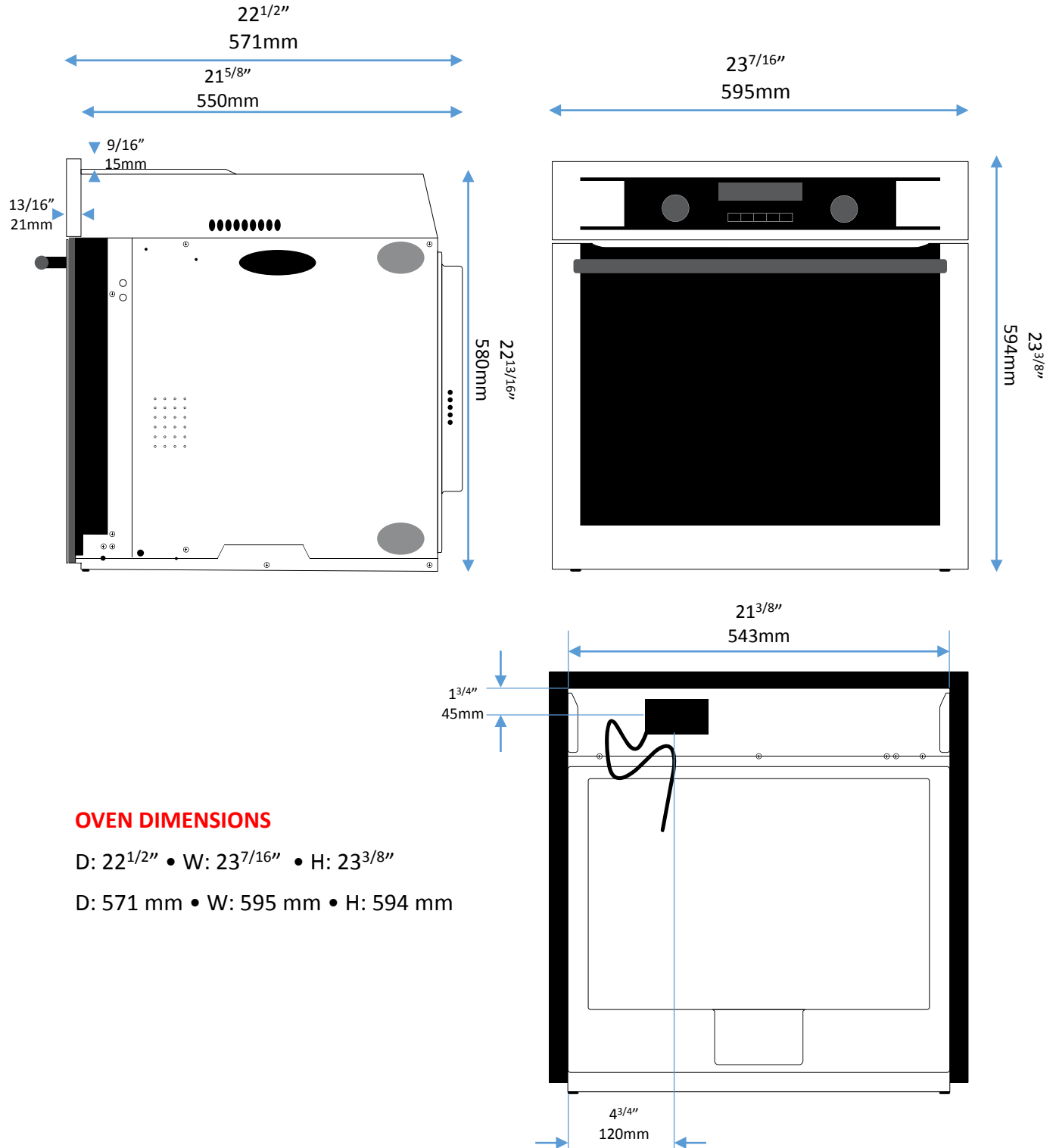
- Pyroluxe®PLUS enables you to meet even professional standards of cleanliness. By heating the oven to 500°C, this self-cleaning system reduces all food residue to a fine ash, which you can wipe away completely with a damp cloth
- Removable door and glass panes for easy cleaning

OVEN ACCESSORIES

- Grill/roasting pan
- Baking tray
- Rotisserie with support turnspit
- 2 chrome oven racks : 18^{3/8}" W x 15^{3/16}" D
- Optional full extension telescopic rails (TR3LFTV)

Specifications

BP532310MM



OVEN DIMENSIONS

D: $22\frac{1}{2}''$ • W: $23\frac{7}{16}''$ • H: $23\frac{3}{8}''$

D: 571 mm • W: 595 mm • H: 594 mm

Specifications (Column Installation)

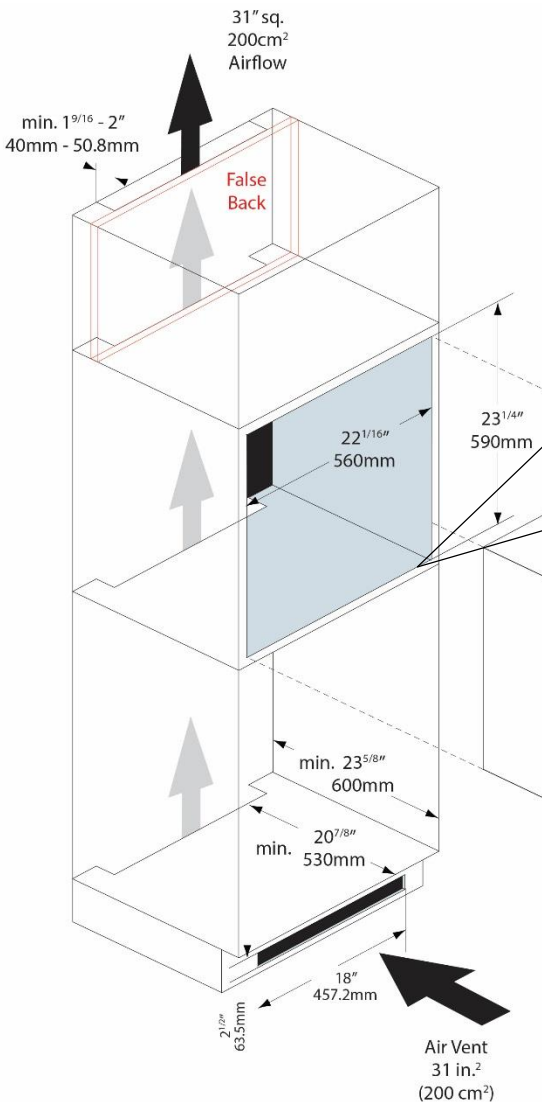
BP532310MM

OVEN DIMENSIONS

- D: 22^{1/2}" • W: 23^{7/16}" • H: 23^{3/8}"
- D: 571 mm • W: 595 mm • H: 594 mm

CUT-OUT DIMENSIONS

- D: min. 23^{5/8}" x W: min. 22^{1/16}" x H: 23^{1/4}"
- D: min. 600mm x W: min. 560mm x H: 590mm



ELECTRICAL REQUIREMENTS

- 220 / 240 Volt, 60Hz, 20 AMP, 3500W

IMPORTANT

- AEG ovens are supplied with a 5' long electrical cable and must be hard wired to the electrical supply
- AEG ovens uses the following wires:
RED & BLACK: Live Wires
GREEN: Ground
The Neutral (White) wire is not required for the electrical installation.

OVEN DOOR CLEARANCE

- A minimum of 3mm of clearance space is needed above the cabinet or appliance below to allow the oven door to open

FALSE BACKS

- Install false backs for storage spaces. This will prevent contents from falling through the vent space. In addition, warm air will not interfere with your stored contents

Specifications (Under Counter Installation)

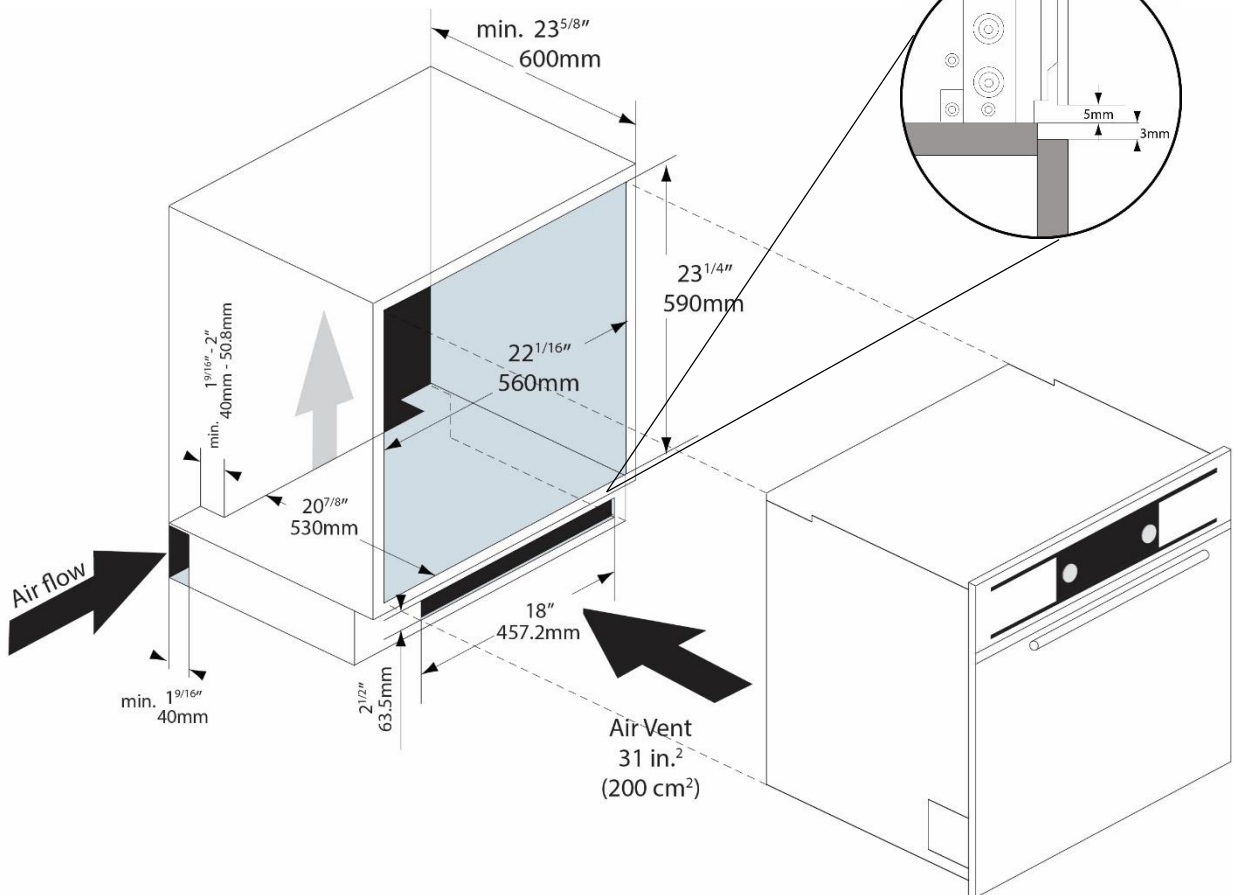
BP532310MM

AIR FLOW REQUIREMENTS

- If the oven is being placed under the counter, there must be a minimum gap of $1\frac{9}{16}$ " (4cm) cut out of the shelf behind the oven to allow air to flow freely.
- If sufficient air flow is not provided, the life of the appliance will be shortened.
- Cut-out in the toe kick is optional and recommended.
- Bottom vent grill (7427640) available.

OVEN DOOR CLEARANCE

- A minimum of 3mm of clearance space is needed above the cabinet or appliance below to allow the oven door to open



AEG

AEG Appliances are designed and manufactured to the highest standards. Each appliance is covered by a comprehensive 2-year parts and labour warranty.

Refer to product warranty policy for complete terms and conditions.

FOR PARTS AND SERVICE

Euro-Parts & Service

39822 Belgrave Road, Belgrave, ON. N0G 1E0

1 800 678 8352 (Canada) • 1 800 561 4614 (U.S.)

www.euro-parts.ca • parts@euro-parts.ca • service@euro-parts.ca

AEG appliances are imported and distributed in North America by Euro-Line Appliances Inc. For more information, please visit one of our showrooms or

www.euro-line-appliances.com www.elawest.com

EURO-LINE APPLIANCES INC.

871 Cranberry Court
Oakville, ON L6L 6J7 Canada
905 829 3980
1 800 421 6332

marketing@euro-line-appliances.com

EURO-LINE APPLIANCES WEST INC.

2912 West 4th Avenue
Vancouver, BC V6K 1R2 Canada
604 235 3980
1 855 ELA WEST (352.9378)

info@elawest.com

